

Interactive Read Aloud, Lesson Plan, and Book Activities

Learning Through Literature

KC Aubin

kcaubin.com

Thank you for downloading!

I wrote [Red Bunny and Blue Bunny \(Don't\) Build a Treehouse \(A Goal-Setting Lesson on Starting with Why\)](#) because in my former profession, I was frequently being presented with solutions rather than the actual problem someone was trying to solve. Oftentimes, an easier or completely *different* solution was the answer! As a mom, I wanted my kids to understand the importance of goal setting and why they should start with the problem, rather than the solution. I am a strong believer in using stories to teach, and I'm a writer by nature, so writing this book felt like the natural thing to do.

As a frequent visitor of TeachersPayTeachers, I wanted to contribute my own lessons in the hopes that someone else will find them valuable. However, over the course of developing and designing them, I was reminded what a terrible designer I am! Hopefully you'll still find the activities and worksheets useful, if not very pretty. ☺

As with any of [my available materials on TeachersPayTeachers](#), I welcome your feedback for improvements! If you would like to purchase Red Bunny and Blue Bunny (Don't) Build a Treehouse (A Goal-Setting Lesson on Starting with Why), you can [buy it on Amazon](#).

Again, thank you for downloading, and until next time, happy reading!

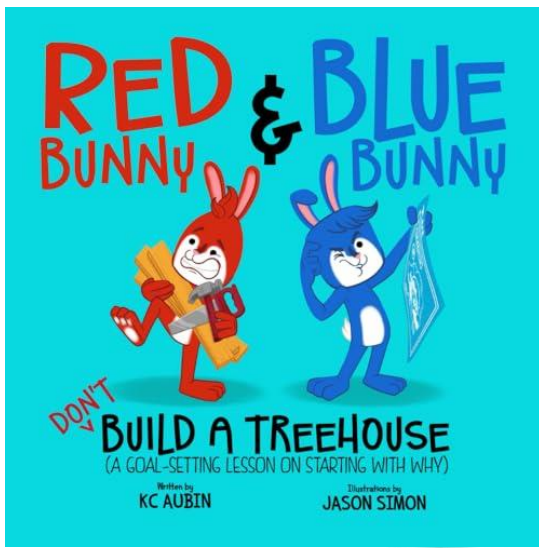
KC

Here are my suggestions for using this resource packet:

- Read the book yourself before reading it to your students. Then read through the **Before, During, and After Reading** questions to identify which ones you want to ask your students. Cross out ones you don't want to ask.
 - The **During Reading** questions are also formatted and sized to be printed onto 3x3 Post-Its. You can print and paste them onto Post-Its and stick them on the corresponding pages.
- Read through each **Activity** set. There are three different **Activity** sets. Each **Activity** includes the materials and instructions for each proceeding activity.
- For each **Activity** you want to do, print out the supporting **worksheets** and **Answer Keys**.
- When you begin the lesson, start by introducing the kids to the **Vocabulary** words. You can print and show the vocabulary word cards or you can write the definitions on a whiteboard and provide examples of each word.
- Let the kids know, if you'd like, what the **Learning Objectives** are for the lesson.
- Ask the **Before Reading** questions and then transition to reading the book.
- While reading the book, ask the kids the **During Reading** questions.
- After you complete the reading, ask the kids the **After Reading** questions. Some of the questions are duplicated in the **Activities**, so only ask questions you want to cover as a group.
- Summarize the **Key Concepts**.
- For each **Activity** you introduce, hand out the corresponding worksheets and explain the directions.
- At the end of the lesson, conclude by reviewing the **Key Concepts**. Review the **Learning Objectives** with the kids and ask them to confirm each statement. For each objective not confirmed, look for new activities and lessons to reinforce the concept and objective.

Contents

- Learning Objectives
- Summary
- Vocabulary
- Key Concepts
- Before, During, and After Reading Questions
- Printable Vocabulary Cards
- During Reading printable notes.
- Activities
 - Note: All Activities include supporting worksheets except Build Your Own Treehouse.
 - Reading Recall and Comprehension
 - Activity 1: Story Order
 - Activity 2: What's Happening Here?
 - Activity 3: Compare and Contrast (Before and After)
 - Activity 4: Compare and Contrast (Similar and Different)
 - Activity 5: Red Bunny and Blue Bunny (Don't) Build a Treehouse Reading Comprehension
 - Bring It To Life
 - Activity 1: My Goal
 - Activity 2: Red Bunny and Blue Bunny Daily Math Practice (v1) or (v2)
 - Activity 3: Red Bunny and Blue Bunny Spot the Difference
 - Activity 4: Design Your Own Treehouse
 - Activity 5: Build Your Own Treehouse
 - Fun Stuff
 - Activity 1: Red Bunny and Blue Bunny Treehouse Word Search
 - Activity 2: Through the Forest
- Answer Keys
 - Story Order worksheet
 - What's Happening Here? worksheets
 - Compare and Contrast (Before and After) worksheet
 - Compare and Contrast (Similar and Different) worksheet
 - Red Bunny and Blue Bunny (Don't) Build a Treehouse Reading Comprehension worksheet
 - Red Bunny and Blue Bunny Daily Math Practice (v1 and v2) worksheet
 - Red Bunny and Blue Bunny Spot the Difference
 - Red Bunny and Blue Bunny Treehouse Word Search
 - Through the Forest maze



Summary

Red Bunny and Blue Bunny want to build a treehouse. ...Or do they?

Come along with Red Bunny and Blue Bunny on their quest to build a treehouse and along the way learn the importance of starting with "why."

Learning Objectives

- I know when I make a goal, I need to understand why I want to achieve that goal.
- I know that understanding *why* I want to achieve a goal may help me find easier ways to achieve my goal.
- I know that when I make a goal, I shouldn't just decide on a solution and work towards that.
- I can ask and answer questions about key details in a text.
- I can retell what I read, using key details.
- I can tell you about characters, settings and the main parts of the story.
- I can ask and answer questions about words I don't know in the text.
- I can name the author, illustrator and tell you what each one does to help tell the story.
- I can describe the relationship between the pictures and the story.
- I can compare and contrast what happens to the characters in the story.

Vocabulary

- Goal
 - Something you want to do or achieve.
- Why
 - A reason or explanation.
 - For what reason or purpose.
- Achieve
 - Successfully do or complete.
- Solution
 - The answer to a problem.

Key Concepts

- Identify the problem you're *actually* trying to solve when you set a goal for yourself.
- Asking yourself *why* you want something will help you figure out if the answer you've come up with is really the best solution.
- Interrupting someone can sometimes have unintended consequences. Be patient!

Before Reading

- Has anyone ever set a goal or New Year's Resolution for themselves before? What was your goal?
 - A: Maybe to toss a ball in the air and catch it before it hits the ground, or to finish coloring a picture for your mom or dad before they got home from work? Maybe you wanted to score a goal in soccer or kick your leg above your head?
- Has anyone ever played in a treehouse before? Was it fun?
 - (If no one has or if someone doesn't know what a treehouse is) A treehouse is a small house in a tree. You usually get to it by climbing up a ladder or a rope. In a treehouse, you can see really high in the air. You can see into tree branches and over some plants.

"Well today, we're going to read about two little bunnies named Red Bunny and Blue Bunny who decide they want to build a treehouse and learn that sometimes there are easier ways to achieve a goal."

After Reading

- What were Red Bunny and Blue Bunny's three goals? Can you name them?
 - A: Seeing what the birds see in the sky, seeing inside a bird's nest, having a private place to play.
- What was the solution they came up with to achieve their goals?
 - A: Build a treehouse.
- Did Red Bunny and Blue Bunny end up building a treehouse?
 - A: No!
- Did they achieve their goals anyway and find solutions to their problems?
 - A: Yes!
- How did they do it?
 - A: They used a drone to see high up in the sky and see what the birds see (goals one and two), and used a giant tree root structure to have a private place to play (goal three).
- Do you think Mr. Blue Bunny came up with good solutions to their problems?
 - A: Yes! They were much easier than building a treehouse! Especially since no one knew how to build one.
- When do you think building a treehouse would have been a good solution?
 - A: If they wanted to learn how to build a treehouse. If they wanted to play up in the trees.
- Can anyone think of other ways Red Bunny and Blue Bunny could have achieved their goals?
- What happened to Mr. Green Bunny, Mr. Pink Bunny, and Mrs. Yellow Bunny after they were visited by Red Bunny and Blue Bunny?
 - A: They got distracted from what they were working on and all had accidents.
- What were the different accidents Mr. Green Bunny, Mr. Pink Bunny, and Mrs. Yellow Bunny had?
 - A: Mr. Green Bunny fell backwards pulling out a carrot, Mr. Pink Bunny's experiment exploded, and Mrs. Yellow Bunny splattered paint all over her face.
- Do you think Mr. Green Bunny, Mr. Pink Bunny, and Mrs. Yellow Bunny would have had those accidents if Red Bunny and Blue Bunny hadn't interrupted them?
 - A: Probably not!
- What do you think Red Bunny and Blue Bunny could have done differently to help Mr. Green Bunny, Mr. Pink Bunny, and Mrs. Yellow Bunny avoid their accidents?
 - A: Said "Excuse me," and waited politely for them to take a break in what they were doing.
- Mr. Green Bunny offered to teach the little bunnies to grow carrots, Mr. Pink Bunny offered to teach them how to do experiments, and Mrs. Yellow Bunny offered to teach them how to paint a treehouse. Which of their offers would you have wanted to accept?

During Reading


- Page 3 - Does anyone know what this page is called?
 - A: The title page. The title page is the page inside the book that contains the title of the book, the author, the publisher, and the illustrator.
- Page 3 - Does anyone know what the author does in a book?
 - A: The author writes all the words.
- Page 3 - Does anyone know what the illustrator does?
 - A: The illustrator draws all the pictures.
- Page 3 - Bonus question! Does anyone know what the *editor* does?
 - A: The editor reads what the author wrote and gives the author *feedback* on the writing to make it better.
- Page 7 - Can anyone relate to being told to quiet down because a brother or sister is sleeping? Kind of a bummer, huh?
- Page 8 - Can anyone whistle like a bird? [Demonstrate]
- Page 9 - Do bunnies live in treehouses?
 - A: No! Bunnies live in burrows, which are underground tunnels and holes.
- Page 10 - Has anyone ever had a great idea and had someone else tell them there's a problem with their idea?
- Page 12 - What is Mr. Green Bunny doing in this picture?
 - A: Pulling a vegetable out of the ground!
 - What kind of vegetable do you think it is?
 - A: A carrot!
- Page 13 - What is Mr. Pink Bunny doing in this picture?
 - A: Doing an experiment.
- Page 16 - What is Mrs. Yellow Bunny doing in this picture?
 - A: Painting!
- Pages 18 - 19 - What is the map illustrating?
 - A: The path Red Bunny and Blue Bunny took.
- Page 19 - How do Red Bunny and Blue Bunny look in this picture?
 - A: Disappointed and frustrated.
- Page 23 - What do you think Mr. Blue Bunny has in the box?
 - A: Let's find out!
- Page 24 - Does anyone understand what Mr. Blue Bunny means by "breaking apart their goals"?
 - A: Let's see if he explains it!
- Page 26 - Has anyone ever used a drone before? Did it let you see high in the sky? This drone will help Red Bunny and Blue Bunny see what the birds see in the sky! Is that easier than building a treehouse? Is it a good idea?
 - A: Yes!
- Page 27 - Blue Bunny had a great idea to look inside a bird's nest using the drone. Was that easier than building a treehouse?
 - A: Yes!
- Page 27 - How many eggs are in the bird's nest?
 - A: Three.
- Page 30 - How many of the little bunnies' goals were achieved with just the drone?
 - A: Two! Seeing what the birds see in the sky and looking inside a bird's nest.
 - Then there's still one more goal to achieve! Let's see how they solve this one.
- Page 32 - Was the root system a good solution to the little bunnies' goal of having a place to play as loudly as they wanted?
 - A: Yes! It was already there, Mr. Blue Bunny knew where it was so he could find them if they went out to play and were late to dinner, and they didn't have to try to build anything!
- Page 34 - What is Mr. Blue Bunny pretending to be?
 - A: A cowboy!

Goal



Something you want to do or achieve.

Achieve




Successfully do or complete.

Why



A reason or explanation.
For what reason or purpose.

Solution



The answer to a problem.

Print directly onto 3x3 Post-Its or print, cut, and paste onto Post-Its.

<p>Page 3</p> <p>Does anyone know what this page is called?</p> <p>A: The title page. The title page is the page inside the book that contains the title of the book, the author, the publisher, and the illustrator.</p> <p>Does anyone know what the author does in a book?</p> <p>A: The author writes all the words.</p> <p>Does anyone know what the illustrator does?</p> <p>A: The illustrator draws all the pictures.</p>	<p>Page 3</p> <p>Bonus question! Does anyone know what the <i>editor</i> does?</p> <p>A: The editor reads what the author wrote and gives the author <i>feedback</i> on the writing to make it better.</p>
<p>Page 7</p> <p>Can anyone relate to being told to quiet down because a brother or sister is sleeping? Kind of a bummer, huh?</p>	<p>Page 8</p> <p>Can anyone whistle like a bird? [Demonstrate]</p>
<p>Page 9</p> <p>Do bunnies live in treehouses?</p> <p>A: No! Bunnies live in burrows, which are underground tunnels and holes.</p>	<p>Page 10</p> <p>Has anyone ever had a great idea and had someone else tell them there's a problem with their idea?</p>

Print directly onto 3x3 Post-Its or print, cut, and paste onto Post-Its.

<p>Page 12</p> <p>What is Mr. Green Bunny doing in this picture?</p> <p>A: Pulling a vegetable out of the ground!</p> <p>What kind of vegetable do you think it is?</p> <p>A: A carrot!</p>	<p>Page 13</p> <p>What is Mr. Pink Bunny doing in this picture?</p> <p>A: Doing an experiment.</p>
<p>Page 16</p> <p>What is Mrs. Yellow Bunny doing in this picture?</p> <p>A: Painting!</p>	<p>Pages 18 – 19</p> <p>What is the map illustrating?</p> <p>A: The path Red Bunny and Blue Bunny took.</p>
<p>Page 19</p> <p>How do Red Bunny and Blue Bunny look in this picture?</p> <p>A: Disappointed and frustrated.</p>	<p>Page 23</p> <p>What do you think Mr. Blue Bunny has in the box?</p> <p>A: Let's find out!</p>

Print directly onto 3x3 Post-Its or print, cut, and paste onto Post-Its.

<p>Page 24</p> <p>Does anyone understand what Mr. Blue Bunny means by "breaking apart their goals"?</p> <p>A: Let's see if he explains it!</p>	<p>Page 26</p> <p>Has anyone ever used a drone before? Did it let you see high in the sky? This drone will help Red Bunny and Blue Bunny see what the birds see in the sky! Is that easier than building a treehouse? Is it a good idea?</p> <p>A: Yes!</p>
<p>Page 27</p> <p>Blue Bunny had a great idea to look inside a bird's nest using the drone. Was that easier than building a treehouse?</p> <p>A: Yes!</p>	<p>Page 27</p> <p>How many eggs are in the bird's nest?</p> <p>A: Three.</p>
<p>Page 30</p> <p>How many of the little bunnies' goals were achieved with just the drone?</p> <p>A: Two! Seeing what the birds see in the sky and looking inside a bird's nest.</p> <p>Then there's still one more goal to achieve! Let's see how they solve this one.</p>	<p>Page 32</p> <p>Was the root system a good solution to the little bunnies' goal of having a place to play as loudly as they wanted?</p> <p>A: Yes! It was already there, Mr. Blue Bunny knew where it was so he could find them if they went out to play and were late to dinner, and they didn't have to try to build anything!</p>

Print directly onto 3x3 Post-Its or print, cut, and paste onto Post-Its.

<div>Page 34</div> <div>What is Mr. Blue Bunny pretending to be?</div> <div>A: A cowboy!</div>	

Reading Recall and Comprehension

Activity 1: Story Order

Materials

- Story Order worksheet - one per child.

Instructions

- Print one Story Order worksheet per child.
- Have the kids label the pictures with the correct number (1-9) in which it occurred in the story.

Activity 2: What's Happening Here?

Materials

- What's Happening Here? worksheets – one set of two pages per child.

Instructions

- Print both pages of the What's Happening Here? Worksheet. Each child should have both pages.
- Tell the kids to write down what was happening in each picture in the story.

Activity 3: Compare and Contrast (Before and After)

Materials

- Compare and Contrast (Before and After) worksheet - one per child.

Instructions

- Print one Compare and Contrast (Before and After) worksheet per child.
- Have the kids write in the boxes beside each bunny what each bunny was doing before and after Red Bunny and Blue Bunny visited them.

Reading Recall and Comprehension

Activity 4: Compare and Contrast (Similar and Different)

Materials

- Compare and Contrast (Similar and Different) worksheet - one per child.

Instructions

- Print one Compare and Contrast (Similar and Different) worksheet per child.
- Have the kids write in the Similar box how each of their visits with Red Bunny and Blue Bunny were similar. In the Different box, have them write how each of their visits with Red Bunny and Blue Bunny were different.

Activity 5: Red Bunny and Blue Bunny (Don't) Build a Treehouse Reading Comprehension

Materials

- Red Bunny and Blue Bunny (Don't) Build a Treehouse Reading Comprehension worksheet - one per child.


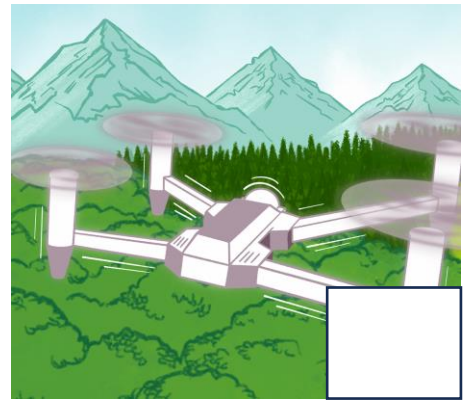
Instructions

- Print one Red Bunny and Blue Bunny (Don't) Build a Treehouse Reading Comprehension worksheet per child.
- Have the kids write the answers to each question in the space provided.

Story Order

Name: _____

Directions: Oh no! Red Bunny and Blue Bunny were telling Mr. Red Bunny about their day, but they're remembering everything out of order! Can you help them? Label each picture 1 – 9 with the correct order in which it occurred.



What's Happening Here?

Name: _____

Directions: Write what was happening in the book during each scene below each picture.



What's Happening Here?

Name: _____

Directions: Write what was happening in the book during each scene below or next to each picture.



Compare and Contrast (Before and After)

Name: _____

Directions: Write what each bunny was doing before Red Bunny and Blue Bunny visited them and what happened after Red Bunny and Blue Bunny left.

Before

After



Compare and Contrast (Similar and Different)

Name: _____

Directions: In the boxes below, write how each bunny's visit with Red Bunny and Blue Bunny were similar and how their visits were different.



Similar

Different

Red Bunny and Blue Bunny (Don't) Build a Treehouse Reading Comprehension

Name: _____

Directions: Write the answer to each question in the space provided below.

Who were the main characters in Red Bunny and Blue Bunny (Don't) Build a Treehouse?

Where did the story take place?

Why did Red Bunny and Blue Bunny decide to build a treehouse?

Who did the main characters visit?

What advice did Mr. Blue Bunny give the little bunnies? What did he say the little bunnies should do when setting a goal for themselves?

How did the little bunnies end up achieving their goals?

Why wasn't building a treehouse the best solution?

Bring It To Life

Activity 1: My Goal

Materials

- My Goal worksheet - one per child.

Instructions

- Print one My Goal worksheet per child.
- Have the kids fill out a goal they want to achieve, why they want to achieve that goal, ideas for how they can achieve their goal, how they're going to measure their progress against their goal, and the date they plan to complete their goal by.

Activity 2: Red Bunny and Blue Bunny Daily Math Practice (v1) or (v2)

There are two different versions of the Red Bunny and Blue Bunny Daily Math Practice worksheet. Print either v1 or v2 depending on your students' abilities.

Materials

- Red Bunny and Blue Bunny Daily Math Practice v1 or v2 worksheet - one per child.

Instructions

- Print one Red Bunny and Blue Bunny Daily Math Practice v1 or v2 worksheet per child.
- If using v1, have the kids read and then solve the equations.
- If using v2, have the kids read the word problems, then enter the correct numbers and operators to make up the equation. Then solve for the answer.

Activity 3: Red Bunny and Blue Bunny Spot the Difference

Materials

- Red Bunny and Blue Bunny Spot the Difference - one per child.

Instructions

- Print one Red Bunny and Blue Bunny Spot the Difference per child.
- Have the kids circle the differences between the two pictures.

Bring It To Life

Activity 4: Design Your Own Treehouse

Materials

- Design Your Own Treehouse worksheet - one per child.

Instructions

- Print one Design Your Own Treehouse worksheet per child.
- Have the kids draw or color their own dream treehouse.

Activity 5: Build Your Own Treehouse

Materials

- Materials to build a mini-treehouse, such as popsicle sticks, wood squares, pipe cleaners, tree sticks, pieces of cardboard, toilet paper rolls or paper towel rolls.
- Scissors
- Glue/hot glue
- Tape


Instructions

- Provide the building materials to the kids.
- Tell the kids to build their dream treehouse.

My Goal

Name: _____

Red Bunny and Blue Bunny have lots of goals! What about you? What are your goals? Use the template below to write out what you want to do or achieve.



My goal is:

I want to achieve this goal because:

I can achieve this goal by doing:

I will check how well I'm working towards my goal by:

I will complete my goal by this date:

Red Bunny and Blue Bunny Daily Math Practice

Name: _____

Directions: Did you know the bunnies use math all the time? Help the bunnies figure out the answers to their math problems.



Mr. Green Bunny has 3 carrots in his wheelbarrow and just picked 2 more. How many carrots does Mr. Green Bunny have?

$$2 + 3 = \underline{\quad}$$



Mr. Pink Bunny has 2 experiments he's working on. He just started 1 more. How many experiments is Mr. Pink Bunny doing?

$$2 + 1 = \underline{\quad}$$



Mrs. Yellow Bunny has 4 canvases ready to paint on, but she needs 6. How many more canvases does Mrs. Yellow Bunny need?

$$6 - 4 = \underline{\quad}$$



Baby Blue naps for 2 hours. He's been asleep for 1. How many more hours will Baby Blue be asleep?

$$2 - 1 = \underline{\quad}$$



Red Bunny and Blue Bunny have 3 hours to play before dinner. They've already been playing for 1. How many hours do they have left to play?

$$3 - 1 = \underline{\quad}$$

Red Bunny and Blue Bunny Daily Math Practice

Name: _____

Directions: Did you know the bunnies use math all the time? Read the word problems below, put the numbers in the equations, circle the correct operator, and solve to help the bunnies figure out the answers to their math problems.



Mr. Green Bunny has 3 carrots in his wheelbarrow and just picked 2 more. How many carrots does Mr. Green Bunny have?

$$\underline{\quad} + / - \underline{\quad} = \underline{\quad}$$



Mr. Pink Bunny has 2 experiments he's working on. He just started 1 more. How many experiments is Mr. Pink Bunny doing?

$$\underline{\quad} + / - \underline{\quad} = \underline{\quad}$$



Mrs. Yellow Bunny has 4 canvases ready to paint on, but she needs 6. How many more canvases does Mrs. Yellow Bunny need?

$$\underline{\quad} + / - \underline{\quad} = \underline{\quad}$$



Baby Blue naps for 2 hours. He's been asleep for 1. How many more hours will Baby Blue be asleep?

$$\underline{\quad} + / - \underline{\quad} = \underline{\quad}$$



Red Bunny and Blue Bunny have 3 hours to play before dinner. They've already been playing for 1. How many hours do they have left to play?

$$\underline{\quad} + / - \underline{\quad} = \underline{\quad}$$

Red Bunny and Blue Bunny Spot the Difference

Name: _____

Directions: Circle the 8 differences between the two pictures below.



Design Your Own Treehouse

Name: _____

Directions: Draw your dream treehouse in the space below.



Fun Stuff

Activity 1: Red Bunny and Blue Bunny Treehouse Word Search

Materials

- Red Bunny and Blue Bunny Treehouse Word Search - one per child

Instructions

- Print one Red Bunny and Blue Bunny Treehouse Word Search per child.
- Have the kids find all of the words in the list. Words are only forward and up and down.

Activity 2: Through the Forest

Materials

- Through the Forest maze - one per child.

Instructions

- Print one Through the Forest maze per child.
- Have the kids start at Red Bunny and Blue Bunny running and find the path to Red Bunny and Blue Bunny climbing the tree without crossing over any lines.

Red Bunny and Blue Bunny Treehouse Word Search

Name: _____



Directions: Find all of the words listed below.

GOAL
PIRATE
ALIEN
DRONE
TREEHOUSE
FOREST

BURROW
EGGS
NEST
BIRD
BUNNY
WHY





G	L	I	M	P	N	A	S	T	E	G	G	S	J	N	L
O	P	S	B	C	X	I	Y	F	D	A	K	P	F	C	X
A	E	T	U	O	P	W	H	Y	J	L	Z	C	V	N	M
L	R	Y	I	P	S	F	H	K	L	Z	C	B	M	D	P
I	U	F	R	E	W	Q	S	A	H	K	L	E	X	D	G
B	J	O	I	C	O	W	X	Z	P	U	I	L	D	F	A
S	F	R	M	K	P	I	R	A	T	E	Y	G	A	I	U
G	L	E	M	P	N	A	S	T	R	U	W	Q	J	T	L
O	P	S	B	C	X	I	Y	F	D	R	O	N	E	R	X
Q	E	T	U	O	P	A	D	G	J	L	Z	C	V	E	M
W	R	Y	I	P	S	F	H	K	L	Z	C	B	M	E	P
I	U	Y	R	E	W	Q	S	A	H	K	L	E	X	H	G
B	J	R	I	B	O	W	X	Z	P	B	I	R	D	O	A
S	B	U	N	N	Y	L	A	E	T	W	Y	G	A	U	U
G	L	I	M	R	N	A	L	I	E	N	W	B	J	S	L
O	P	S	B	R	X	I	Y	F	D	A	K	U	V	E	X
Q	E	T	U	O	P	A	D	G	J	L	Z	R	V	N	M
W	F	O	R	G	M	T	H	K	L	Z	C	R	M	D	P
I	U	Y	V	E	W	Q	S	A	H	K	L	O	X	D	G
B	J	R	I	C	O	W	X	Z	P	U	I	W	D	F	A
S	F	P	M	K	D	N	E	S	T	W	Y	G	A	I	U

Through the Forest

Name: _____

Directions: Red Bunny and Blue Bunny are on their way through the forest to play!
Can you help them find their way to their tree?




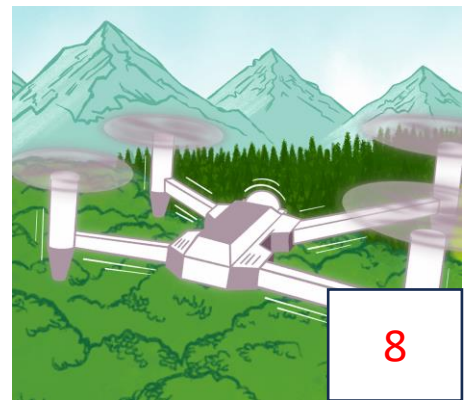


Answer Keys

Story Order (Answer Key)

Name: _____

Directions: Oh no! Red Bunny and Blue Bunny were telling Mr. Red Bunny about their day, but they're remembering everything out of order! Can you help them? Label each picture 1 – 9 with the correct order in which it occurred.



What's Happening Here? (Answer Key)

Name: _____

Directions: Write what was happening in the book during each scene below each picture.



Red Bunny and Blue Bunny were playing Pirates vs. Aliens in Blue Bunny's house.



Red Bunny and Blue Bunny were eating dinner at Blue Bunny's house. Mr. Blue Bunny asked what was wrong and the little bunnies said they were sad because no one could tell them how to build a treehouse.

What's Happening Here? (Answer Key)

Name: _____

Directions: Write what was happening in the book during each scene below or next to each picture.



Mr. Green Bunny is pulling carrots in his field and Red Bunny and Blue Bunny interrupt him to ask if he knows how to build a treehouse.



Mr. Pink Bunny is performing an experiment in his lab and Red Bunny and Blue Bunny interrupt him to ask if he knows how to build a treehouse.



Mrs. Pink Bunny is painting in her art studio and Red Bunny and Blue Bunny interrupt her to ask if she knows how to build a treehouse.

Compare and Contrast (Answer Key)

Name: _____

Directions: Write what each bunny was doing before Red Bunny and Blue Bunny visited them and what happened after Red Bunny and Blue Bunny left.

Before

Mr. Green Bunny is pulling carrots in his field and Red Bunny and Blue Bunny interrupt him to ask if he knows how to build a treehouse.



Mr. Pink Bunny is performing an experiment in his lab and Red Bunny and Blue Bunny interrupt him to ask if he knows how to build a treehouse.



Mrs. Pink Bunny is painting in her art studio and Red Bunny and Blue Bunny interrupt her to ask if she knows how to build a treehouse.



After

Mr. Green Bunny pulls out the carrot and falls on his bottom with the carrots in the air.

Mr. Pink Bunny's experiment explodes all over him.

Mrs. Pink Bunny gets paint all over her face.

Compare and Contrast (Similar and Different) (Answer Key)

Name: _____

Directions: In the boxes below, write how were each bunny's visit with Red Bunny and Blue Bunny similar and how their visits were different.



Similar

All of the bunnies were busy.
Red Bunny and Blue Bunny interrupted what they were doing.
They all had accidents after Red Bunny and Blue Bunny left.
None of them knew how to build a treehouse.
Mr. Green Bunny and Mr. Pink Bunny each sent Red Bunny and Blue Bunny to another bunny.
No one asked why the little bunnies wanted to build a treehouse.
They all offered to help or teach Red Bunny and Blue Bunny in their own way.

Different

Each bunny was in a separate place doing a different task.

- Mr. Pink Bunny was doing an experiment in his lab.
- Mr. Green Bunny was picking carrots in his field.
- Mrs. Yellow Bunny was painting in her art studio.

Mr. Pink Bunny's experiment exploded.
Mrs. Yellow Bunny got paint all over her face.
Mr. Green Bunny fell on his bottom.
Mr. Green Bunny sent the little bunnies to Mr. Pink Bunny.
Mr. Pink Bunny sent the bunnies to Mrs. Yellow Bunny.
Mrs. Yellow Bunny didn't send them anywhere.
They offered to help or teach the little bunnies different things.

Red Bunny and Blue Bunny (Don't) Build a Treehouse (Reading Comprehension) (Answer Key)

Name: _____

Directions: Write the answer to each question in the space provided below.

Who were the main characters in Red Bunny and Blue Bunny (Don't) Build a Treehouse?

Red Bunny and Blue Bunny

Where did the story take place?

At Blue Bunny's house, at Mr. Green Bunny's field, at Mr. Pink Bunny's lab, and Mrs. Yellow Bunny's art studio.

Why did Red Bunny and Blue Bunny decide to build a treehouse?

They wanted to see up high in the sky to see what the birds see, see inside a bird's nest, and have a place to play where they could be as loud as they wanted.

Who did the main characters visit?

Mr. Green Bunny, Mr. Pink Bunny, and Mrs. Yellow Bunny.

What advice did Mr. Blue Bunny give the little bunnies? What did he say the little bunnies should do when setting a goal for themselves?

Start with why. Understand the problem you're trying to solve, why it's a problem you want to solve, and break problems down to find easier solutions.

How did the little bunnies end up achieving their goals?

Using a drone and an old tree.

Why wasn't building a treehouse the best solution?

They didn't need to build a treehouse to achieve their goals. There were easier ways to do it. They also didn't want to build a treehouse or have a treehouse.

Red Bunny and Blue Bunny Spot the Difference (Answer Key)

Name: _____

Directions: Circle the 8 differences between the two pictures below.



Red Bunny and Blue Bunny Daily Math Practice (Answer Key)

Name: _____

Directions: Did you know the bunnies use math all the time? Help the bunnies figure out the answers to their math problems.



Mr. Green Bunny has 3 carrots in his wheelbarrow and just picked 2 more. How many carrots does Mr. Green Bunny have?

$$2 + 3 = \underline{5}$$



Mr. Pink Bunny has 2 experiments he's working on. He just started 1 more. How many experiments is Mr. Pink Bunny doing?

$$2 + 1 = \underline{3}$$



Mrs. Yellow Bunny has 4 canvases ready to paint on, but she needs 6. How many more canvases does Mrs. Yellow Bunny need?

$$6 - 4 = \underline{2}$$



Baby Blue naps for 2 hours. He's been asleep for 1. How many more hours will Baby Blue be asleep?

$$2 - 1 = \underline{1}$$



Red Bunny and Blue Bunny have 3 hours to play before dinner. They've already been playing for 1. How many hours do they have left to play?

$$3 - 1 = \underline{2}$$

Red Bunny and Blue Bunny Treehouse Word Search (Answer Key)


Name: _____



Directions: Find all of the words listed below.

GOAL
PIRATE
ALIEN
DRONE
TREEHOUSE
FOREST


BURROW
EGGS
NEST
BIRD
BUNNY
WHY



Through the Forest (Answer Key)

Name: _____

Directions: Red Bunny and Blue Bunny are on their way through the forest to play!
Can you help them find their way to their tree?





Thank you for
downloading!

Learning Through Literature

Copyright KC Aubin

March 2024

Visit the website at www.kcaubin.com.

Image credits:

[Frame](#)

[Marjan](#) from [Pixabay](#)

[Watercolor Frame](#)

[Hannah Edgman](#) from [Pixabay](#)